









Geographic Info > Geographic Info Summary

Geographic Info Summary	
During the Month of February, 2008 :	
<ul style="list-style-type: none"> A total of 5,417 distinct visits were made to the site. 46,47% of all visits were from a known geographic location. 11,35% were from North America, 34,15% from Europe, 0,68% from Asia, 0,26% from Oceania, 0,00% from South America and 0,02% from Africa. 	

Six Month Historical Comparison

Top Continents	Sep, 2007	Oct, 2007	Nov, 2007	Dec, 2007	Jan, 2008	Feb 2008
1.  Europe	1,392	2,360	2,337	2,435	3,449	1,850
2.  North America	522	934	577	899	777	615
3.  Asia	22	30	35	60	35	37
4.  Oceania	28	18	50	29	57	14
5.  Africa	1	2	2	5	0	1

Six Month Historical Comparison


Top North American Countries	Sep, 2007	Oct, 2007	Nov, 2007	Dec, 2007	Jan, 2008	Feb 2008
1.  USA	509	931	559	882	765	608
2.  Canada	7	3	18	17	12	6
3.  Puerto Rico	0	0	0	0	0	1

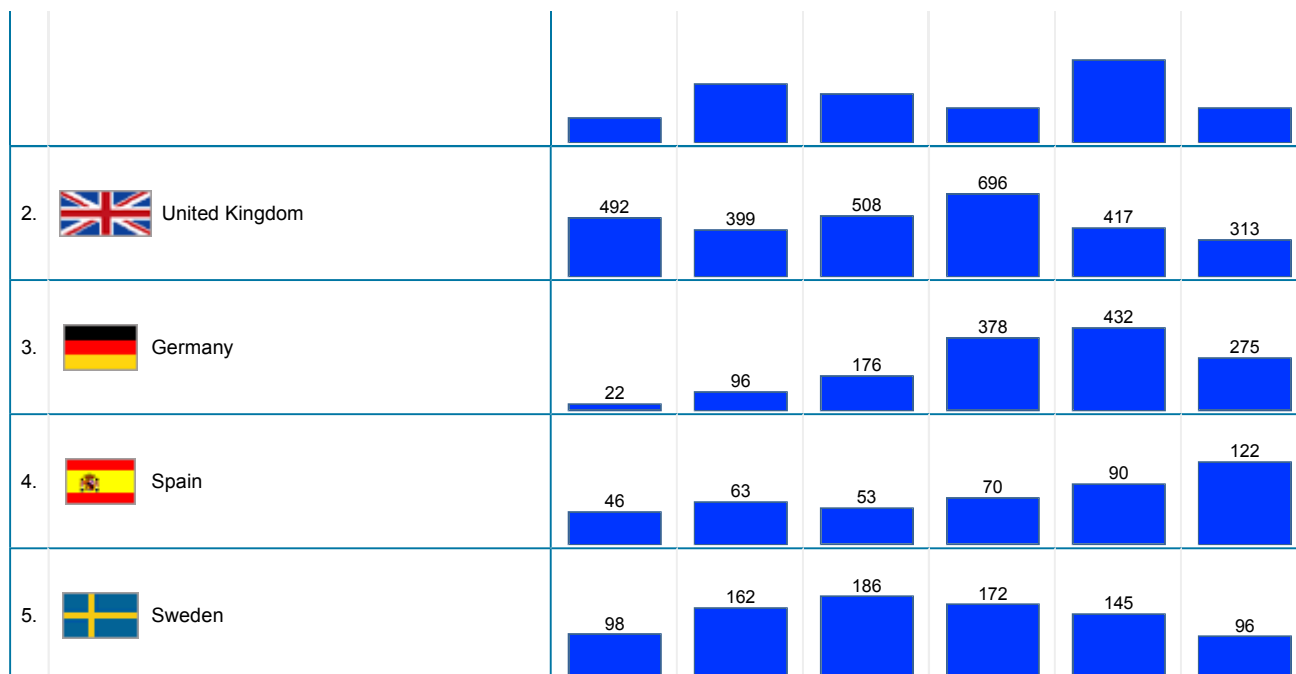
Six Month Historical Comparison

Top South American Countries	Sep, 2007	Oct, 2007	Nov, 2007	Dec, 2007	Jan, 2008	Feb 2008
------------------------------	-----------	-----------	-----------	-----------	-----------	----------

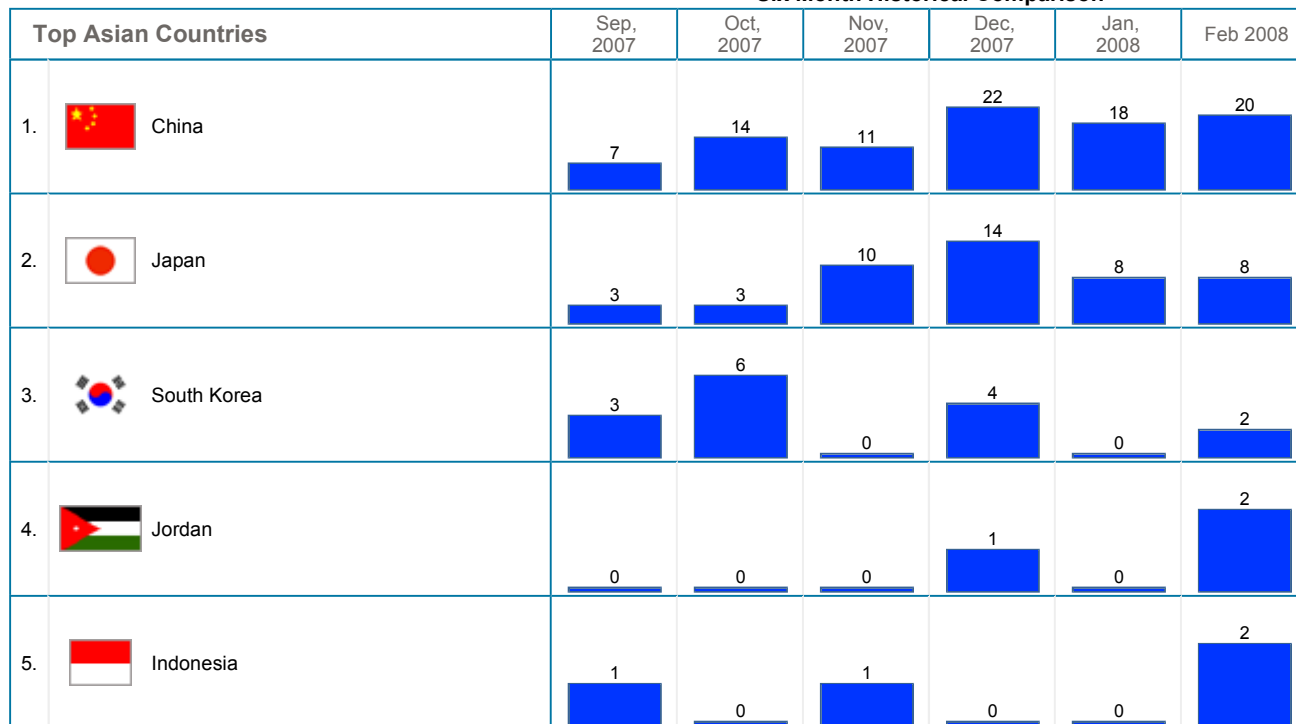
No South American Countries Data.

Six Month Historical Comparison

Top European Countries	Sep, 2007	Oct, 2007	Nov, 2007	Dec, 2007	Jan, 2008	Feb 2008
1.  Italy	635	1,523	1,265	882	2,131	892



Six Month Historical Comparison

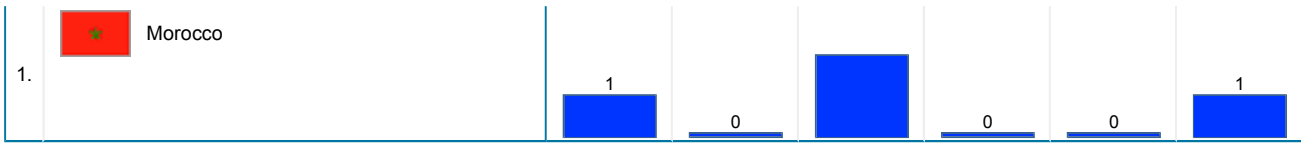


Six Month Historical Comparison



Six Month Historical Comparison





Content created Thursday, March 6, 2008 01:33:51 GMT 1:00
LiveStats® .XSP V8.03 Copyright ©1996-2005 DeepMetrix® Corporation. All rights reserved.
Licensed to Aruba S.p.A..